



Automotive & Powersports THE FACTS ABOUT YOUR INTAKE & AIR

ISO 5011 Tested to Make Sure You Maximize Airflow While Still Protecting Your Engine.

Part Number: 75-5086, 75-5086D
Description: Performance Intake Kit & Filter
Vehicle Applications: 2016 – 2017 GM Colorado / Canyon 2.8L Duramax

Test Date: 05/05/17
Test Report #: 1, 7, 8, 11, 12

TECHNICAL BULLETIN

There is a lot of misinformation in the marketplace. S&B publishes specific test results for each of our intakes & filters as shown below, so you can make an informed decision. Remember, improving your airflow is only good if your engine is still protected. That's the S&B difference!

FACT: S&B Flows 16.20% Better than Stock

In tests performed in our climate controlled laboratory according to the ISO5011 Test Standard, S&B's intake kit (and filter) had significantly lower restriction (better airflow) than the stock intake system. See the graph on the next page.

WATCH OUT: Some competitors over state airflow.

If they state that their filter will flow, lets say 1000 cfm, without stating at what restriction level, they are trying to mislead you.

Description	% S&B Flowed Better than Stock (tested @ 294 cfm)
S&B Intake w/ Cleanable Filter (Secondary Inlet - Closed)	15.84%
S&B Intake w/ Cleanable Filter (Auxiliary Scoop - Installed)	16.20%
S&B Intake w/ Dry Filter (Secondary Inlet - Closed)	13.45%
S&B Intake w/ Dry Filter (Auxiliary Scoop - Installed)	15.21%

TEST CONDITIONS

Barometric Pressure	28.98
Airflow Setpoint	294 cfm
Relative Humidity	50
Temperature	70.2F
Type of Dust	ISO Coarse
Batch #	13240C
Dust Feed Rate (grams/minute)	8.33

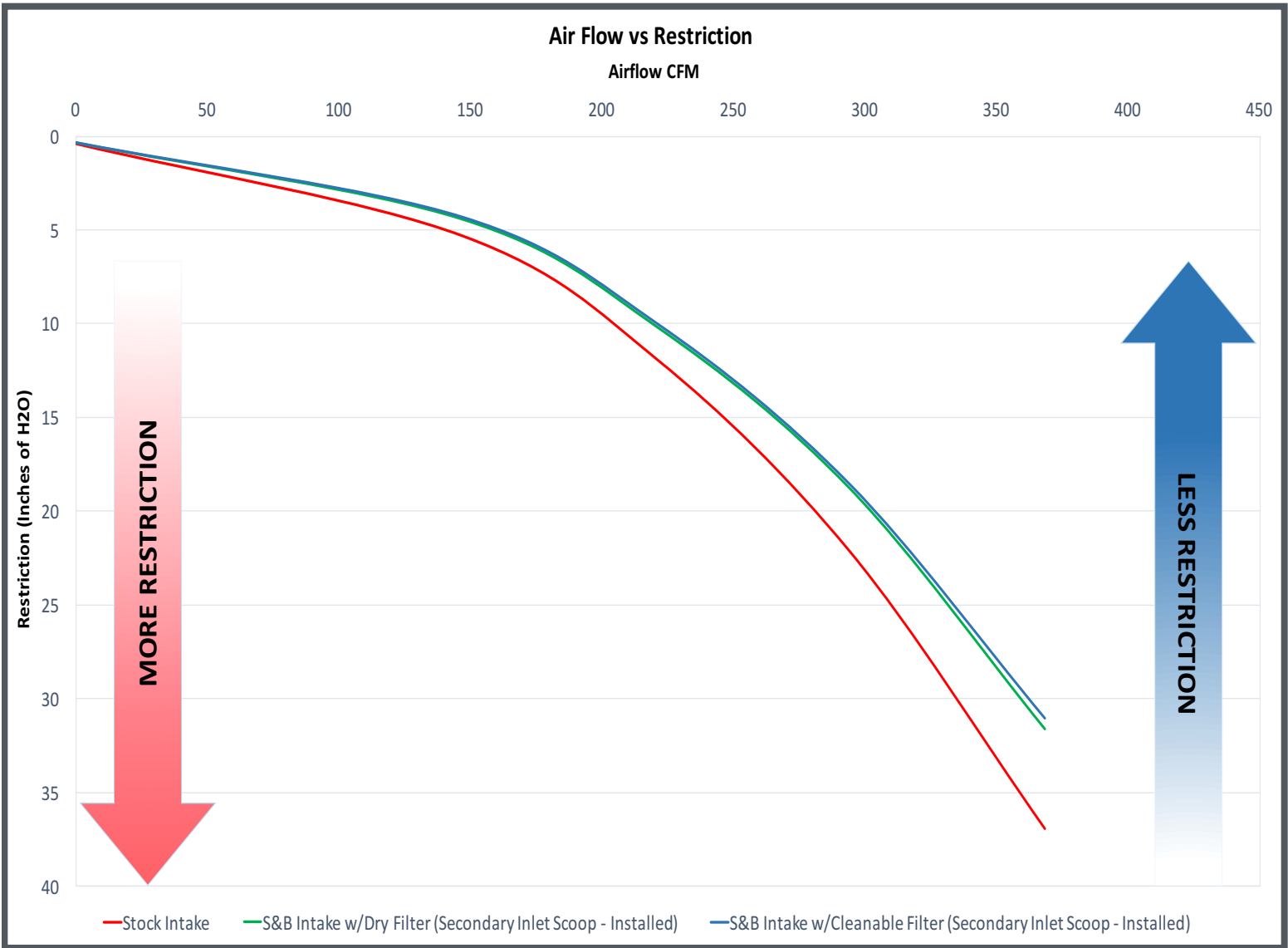
FACT: S&B Protects Your Engine

S&B tests at the highest rated CFM for your vehicle when determining the efficiency rate (amount of dust the filter stops), so that we can be sure that your engine will be protected.

Description	Efficiency Rate (tested @ 294 cfm)
Stock	99.80%
S&B Intake w/ Cleanable Filter	99.24%
S&B Intake w/ Dry Filter	99.66%

WATCH OUT: Some Competitors Use the Same Efficiency Rates for Multiple Part Numbers.

Many send one filter off to a lab to be tested at a low cfm and then publish this efficiency rate for all of their part numbers.



Air Filter Restriction Test Report

Test #: 430
Sample #: 1
Filter #: 23248945
Housing #:
Date Code:

Operator: SD
Report Date: 5/5/2017
Filter Mfg.:
Housing Mfg.:



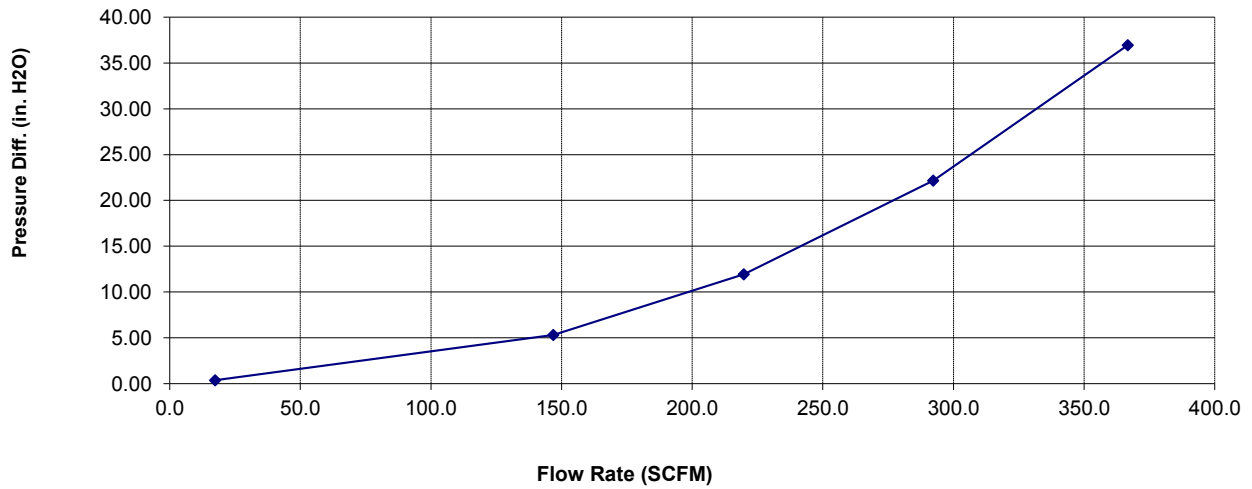
Test Description: STOCK INTAKE AND FILTER, NO SENSORS, NO CCV, FILTER# 23248945

Test Conditions

Barometric Pressure: 28.85297 in. Hg
Air Flow Type: SCFM
Number of Pleats:
Flow Direction:

Relative Humidity: 52 %
Temperature: 65 deg. F
Pleat Depth: in.

Air Flow Curve



Air Flow Curve Data

<u>Flow Rate</u>	<u>Differential Pressure</u>
17	0.38
147	5.31
220	11.93
292	22.16
367	36.95

Air Filter Restriction Test Report

Test #: 430
Sample #: 7
Filter #: KF-1064D
Housing #: 75-5086
Date Code:

Operator: SD
Report Date: 5/5/2017
Filter Mfg.:
Housing Mfg.:



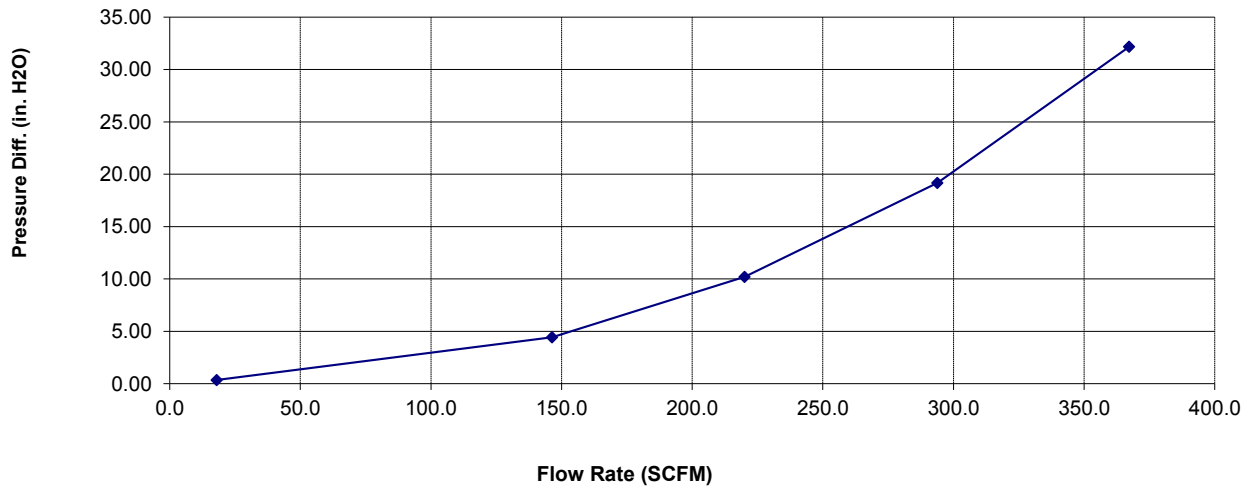
Test Description: 75-5086 PRODUCTION KIT, NO SENSORS, NO CCV, PLUG INSTALLED, KF-1064D

Test Conditions

Barometric Pressure: 28.82573 in. Hg
Air Flow Type: SCFM
Number of Pleats:
Flow Direction:

Relative Humidity: 48 %
Temperature: 69 deg. F
Pleat Depth: in.

Air Flow Curve



Air Flow Curve Data

<u>Flow Rate</u>	<u>Differential Pressure</u>
18	0.35
146	4.44
220	10.20
294	19.18
367	32.18

Air Filter Restriction Test Report

Test #: 430
Sample #: 8
Filter #: KF-1064D
Housing #: 75-5086
Date Code:

Operator: SD
Report Date: 5/5/2017
Filter Mfg.:
Housing Mfg.:



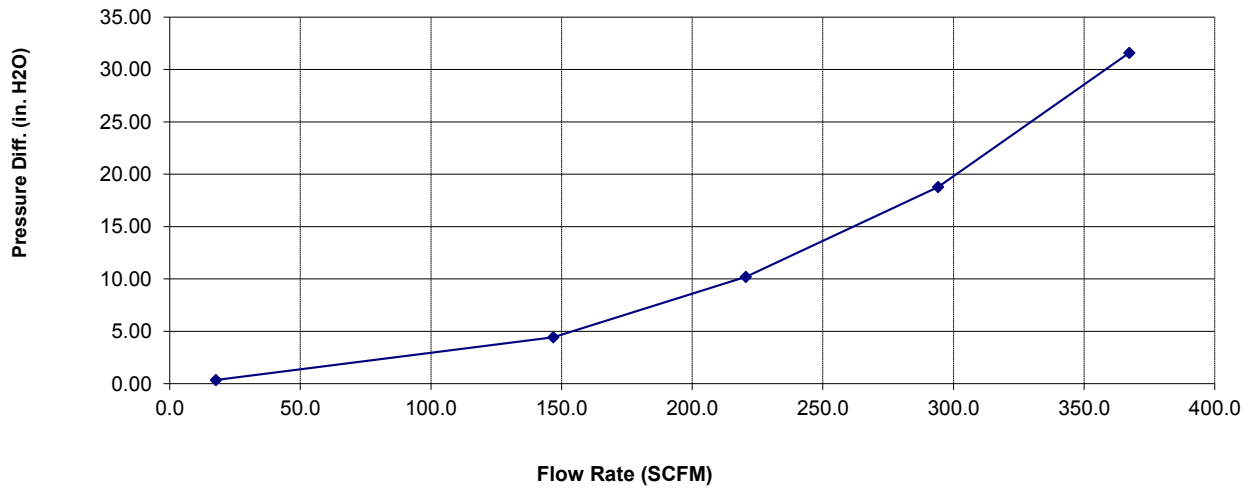
Test Description: 75-5086 PRODUCTION KIT, NO SENSORS, NO CCV, SCOOP INSTALLED, KF-1064D

Test Conditions

Barometric Pressure: 28.8243 in. Hg
Air Flow Type: SCFM
Number of Pleats:
Flow Direction:

Relative Humidity: 48 %
Temperature: 69 deg. F
Pleat Depth: in.

Air Flow Curve



Air Flow Curve Data

<u>Flow Rate</u>	<u>Differential Pressure</u>
18	0.35
147	4.44
221	10.20
294	18.79
367	31.60

Air Filter Restriction Test Report

Test #: 430
Sample #: 11
Filter #: KF-1064
Housing #: 75-5086
Date Code:

Operator: SD
Report Date: 5/5/2017
Filter Mfg.:
Housing Mfg.:



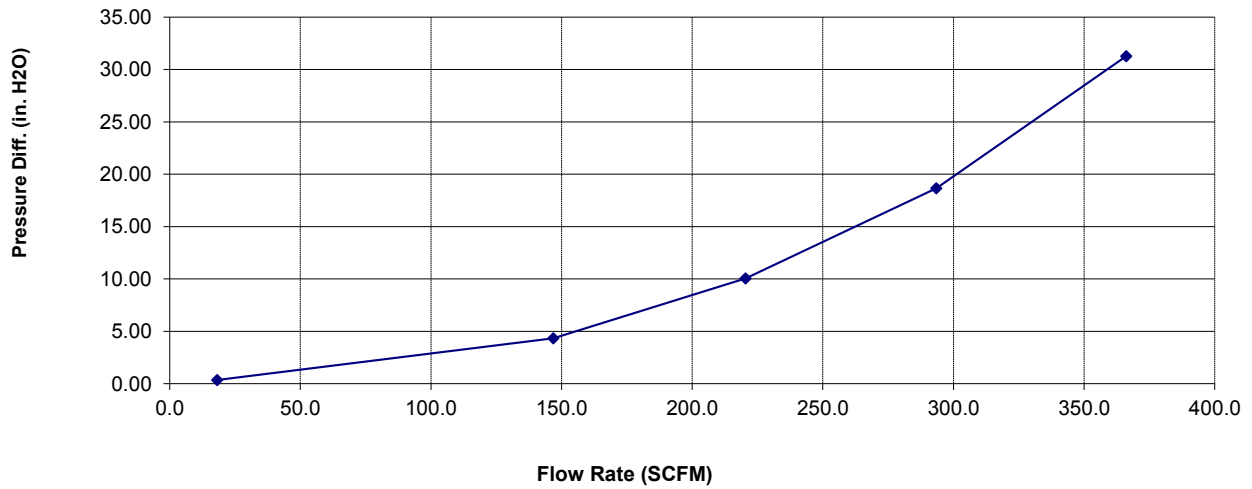
Test Description: 75-5086 PRODUCTION KIT, NO SENSORS, NO CCV, PLUG INSTALLED, KF-1064

Test Conditions

Barometric Pressure: 28.82544 in. Hg
Air Flow Type: SCFM
Number of Pleats:
Flow Direction:

Relative Humidity: 48 %
Temperature: 69 deg. F
Pleat Depth: in.

Air Flow Curve



Air Flow Curve Data

<u>Flow Rate</u>	<u>Differential Pressure</u>
18	0.35
147	4.35
220	10.05
293	18.65
366	31.28

Air Filter Restriction Test Report

Test #: 430
Sample #: 12
Filter #: KF-1064
Housing #: 75-5086
Date Code:

Operator: SD
Report Date: 5/5/2017
Filter Mfg.:
Housing Mfg.:



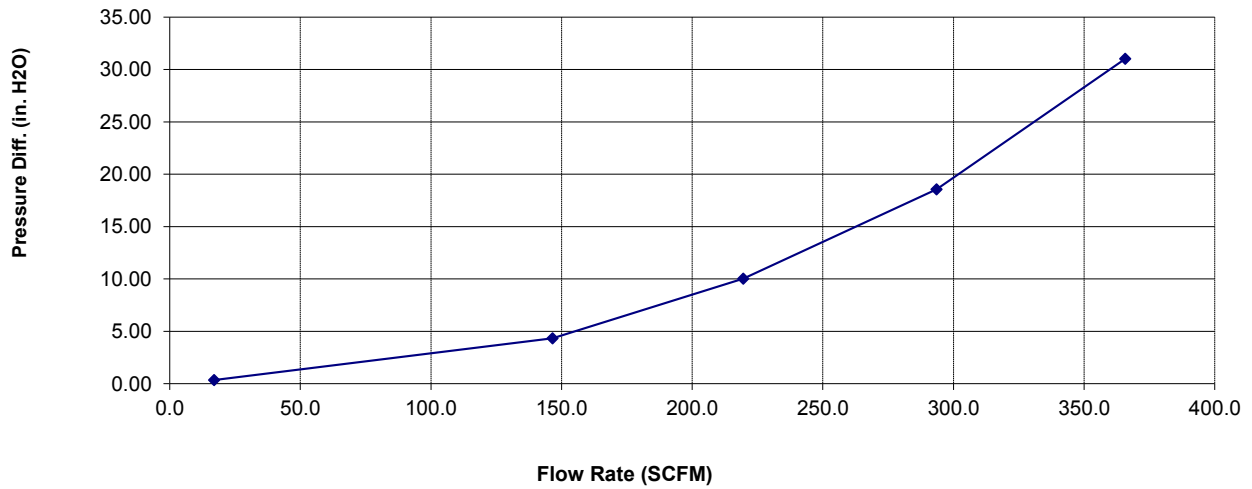
Test Description: 75-5086 PRODUCTION KIT, NO SENSORS, NO CCV, SCOOP INSTALLED, KF-1064

Test Conditions

Barometric Pressure: 28.82002 in. Hg
Air Flow Type: SCFM
Number of Pleats:
Flow Direction:

Relative Humidity: 48 %
Temperature: 68 deg. F
Pleat Depth: in.

Air Flow Curve



Air Flow Curve Data

<u>Flow Rate</u>	<u>Differential Pressure</u>
17	0.35
147	4.33
220	10.02
294	18.57
366	31.03







CAUTION

QR code

Reflex













DANGER
PELIGRO

1000

RetiM

