



Automotive & Powersports THE FACTS ABOUT YOUR INTAKE & AIR

ISO 5011 Tested to Make Sure You Maximize Airflow While Still Protecting Your Engine.

Part Number: 75-5092, 75-5092D
Description: Performance Intake Kit & Filter
Vehicle Applications: 2010-2012 Dodge Ram Cummins 6.7L

Test Date: 11/18/16
Test Report #: 1, 21, 22, 23, 24

TECHNICAL BULLETIN

There is a lot of misinformation in the marketplace. S&B publishes specific test results for each of our intakes & filters as shown below, so you can make an informed decision. Remember, improving your airflow is only good if your engine is still protected. That's the S&B difference!

FACT: S&B Flows 52.80% Better than Stock

In tests performed in our climate controlled laboratory according to the ISO5011 Test Standard, S&B's intake kit (and filter) had significantly lower restriction (better airflow) than the stock intake system. See the graph on the next page.

WATCH OUT: Some competitors over state airflow.

If they state that their filter will flow, lets say 1000 cfm, without stating at what restriction level, they are trying to mislead you.

| Description | % S&B Flowed Better than Stock (tested @ 642 cfm) |
|--|--|
| S&B Intake w/ Cleanable Filter (Secondary Inlet - Open) | 52.80% |
| S&B Intake w/ Cleanable Filter (Secondary Inlet - Closed) | 42.52% |
| S&B Intake w/ Dry Filter (Secondary Inlet - Open) | 51.29% |
| S&B Intake w/ Dry Filter (Secondary Inlet - Closed) | 39.88% |

TEST CONDITIONS

| | |
|----------------------------------|------------|
| Barometric Pressure | 28.98 |
| Airflow Setpoint | 642 cfm |
| Relative Humidity | 50 |
| Temperature | 70.2F |
| Type of Dust | ISO Coarse |
| Batch # | 13240C |
| Dust Feed Rate (grams/minute) | 18.18 |

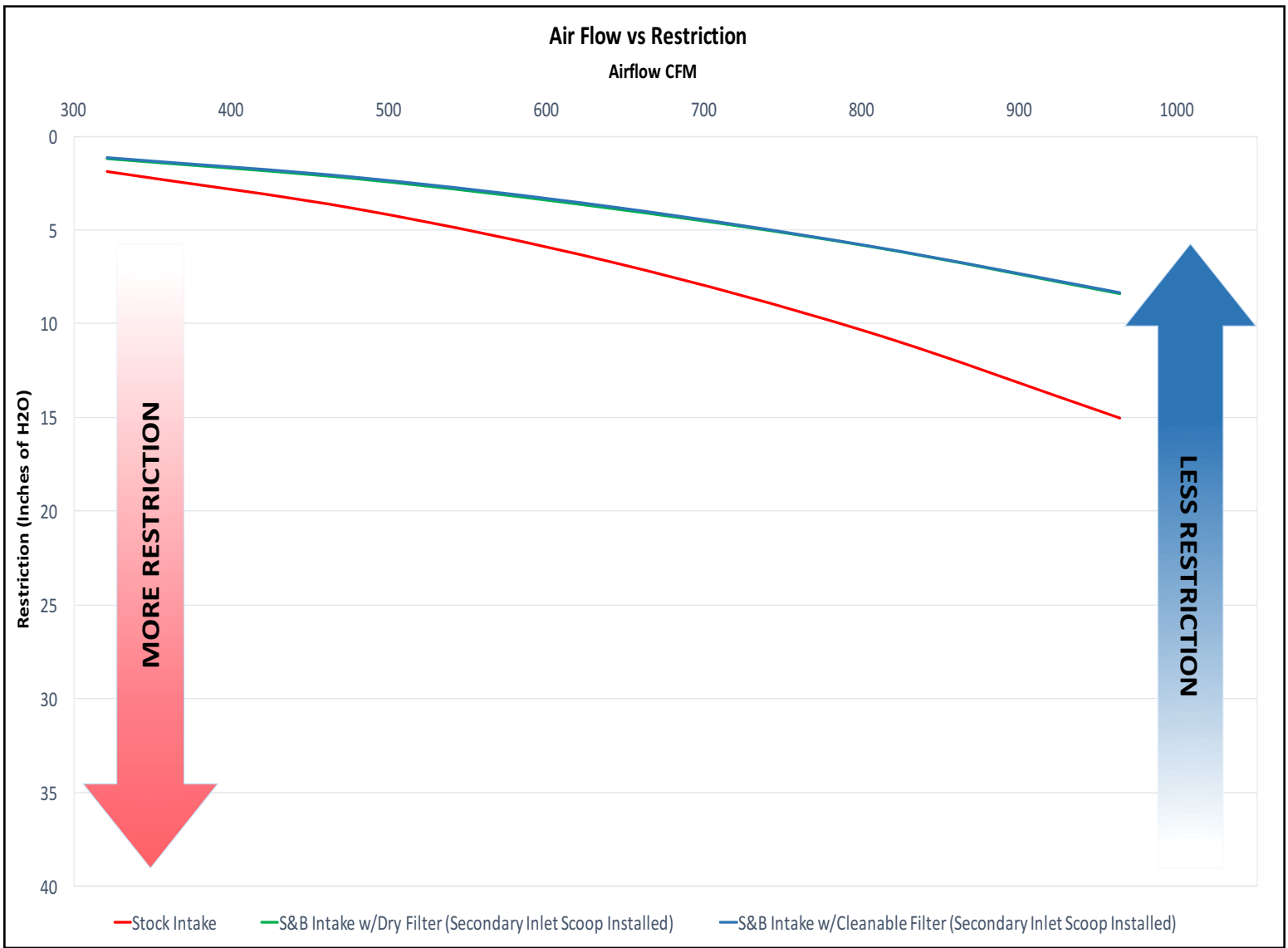
FACT: S&B Protects Your Engine

S&B tests at the highest rated CFM for your vehicle when determining the efficiency rate (amount of dust the filter stops), so that we can be sure that your engine will be protected.

| Description | Efficiency Rate (tested @ 642 cfm) |
|--------------------------------|------------------------------------|
| Stock | 99.87% |
| S&B Intake w/ Cleanable Filter | 99.72% |
| S&B Intake w/ Dry Filter | 99.24% |

WATCH OUT: Some Competitors Use the Same Efficiency Rates for Multiple Part Numbers.

Many send one filter off to a lab to be tested at a low cfm and then publish this efficiency rate for all of their part numbers.



Air Filter Restriction Test Report

Test #: 432
Sample #: 1
Filter #: 53034051AB-001
Housing #:
Date Code:

Operator: SD
Report Date: 11/18/2016
Filter Mfg.:
Housing Mfg.:



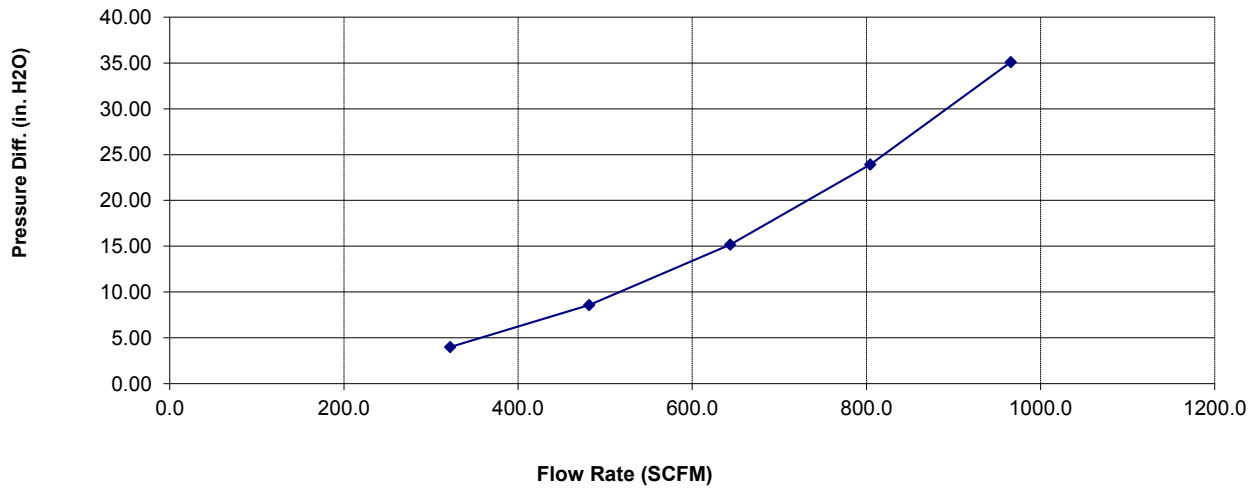
Test Description: STOCK INTAKE AND FILTER, NO SENSORS

Test Conditions

Barometric Pressure: 28.86903 in. Hg
Air Flow Type: SCFM
Number of Pleats:
Flow Direction:

Relative Humidity: 50 %
Temperature: 68 deg. F
Pleat Depth: in.

Air Flow Curve



Air Flow Curve Data

| <u>Flow Rate</u> | <u>Differential Pressure</u> |
|------------------|------------------------------|
| 322 | 4.00 |
| 482 | 8.58 |
| 644 | 15.17 |
| 804 | 23.92 |
| 966 | 35.11 |

Air Filter Restriction Test Report

Test #: 432
Sample #: 21
Filter #: KF-1053
Housing #: 75-5092
Date Code:

Operator: SD
Report Date: 4/24/2017
Filter Mfg.:
Housing Mfg.:



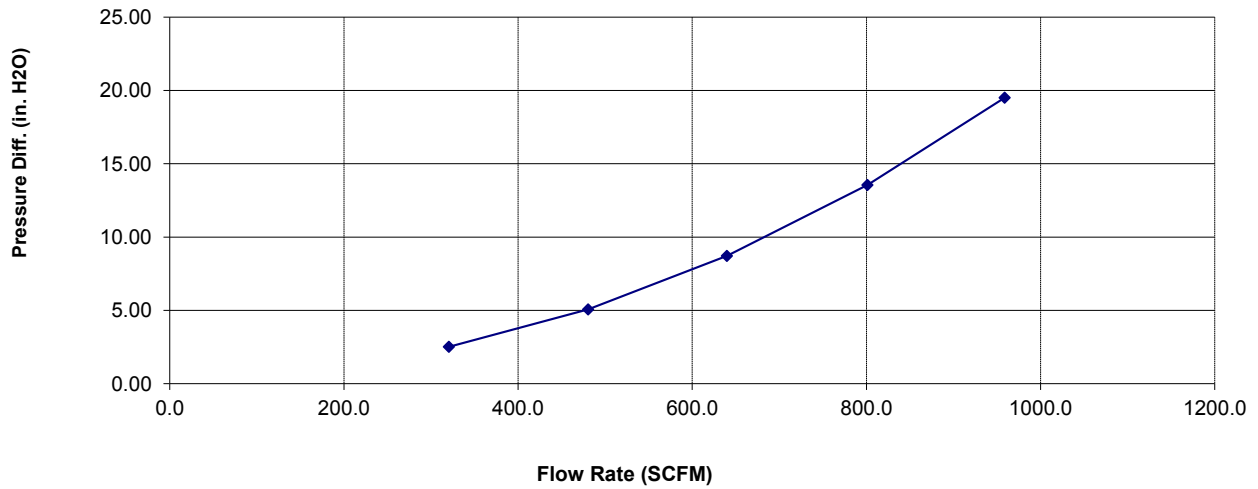
Test Description: 75-5092 PRODUCTION KIT, NO SENSORS, NO CCV, PLUG INSTALLED, KF-1053

Test Conditions

Barometric Pressure: 28.93696 in. Hg
Air Flow Type: SCFM
Number of Pleats:
Flow Direction:

Relative Humidity: 47 %
Temperature: 68 deg. F
Pleat Depth: in.

Air Flow Curve



Air Flow Curve Data

| <u>Flow Rate</u> | <u>Differential Pressure</u> |
|------------------|------------------------------|
| 321 | 2.52 |
| 481 | 5.07 |
| 640 | 8.72 |
| 801 | 13.56 |
| 959 | 19.51 |

Air Filter Restriction Test Report

Test #: 432
Sample #: 22
Filter #: KF-1053
Housing #: 75-5092
Date Code:

Operator: SD
Report Date: 4/24/2017
Filter Mfg.:
Housing Mfg.:



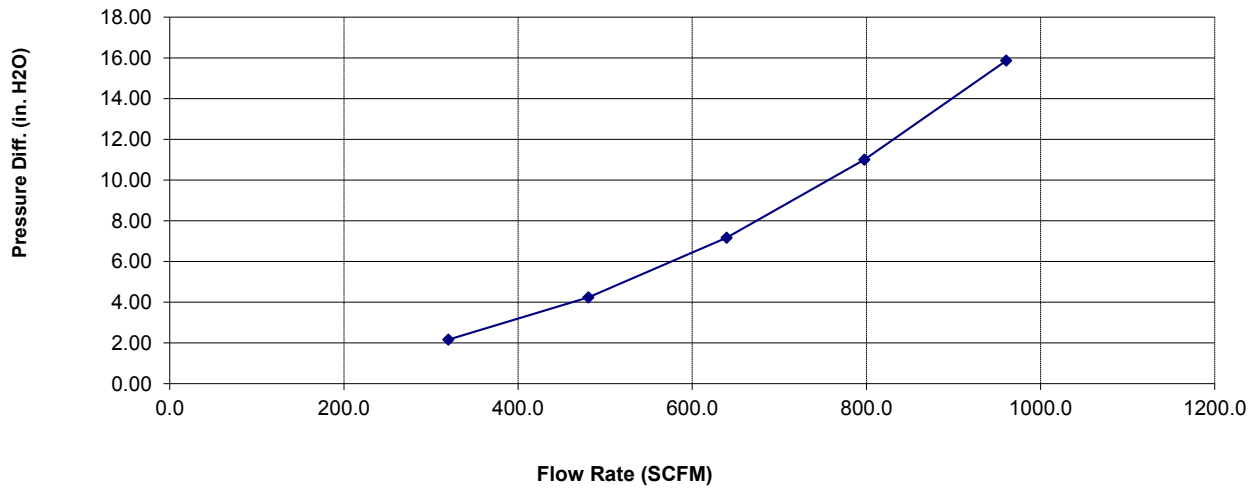
Test Description: 75-5092 PRODUCTION KIT, NO SENSORS, NO CCV, PLUG REMOVED, KF-1053

Test Conditions

Barometric Pressure: 28.93503 in. Hg
Air Flow Type: SCFM
Number of Pleats:
Flow Direction:

Relative Humidity: 46 %
Temperature: 68 deg. F
Pleat Depth: in.

Air Flow Curve



Air Flow Curve Data

| <u>Flow Rate</u> | <u>Differential Pressure</u> |
|------------------|------------------------------|
| 320 | 2.17 |
| 481 | 4.24 |
| 640 | 7.16 |
| 798 | 11.00 |
| 961 | 15.86 |

Air Filter Restriction Test Report

Test #: 432
Sample #: 23
Filter #: KF-1053D
Housing #: 75-5092
Date Code:

Operator: SD
Report Date: 4/24/2017
Filter Mfg.:
Housing Mfg.:



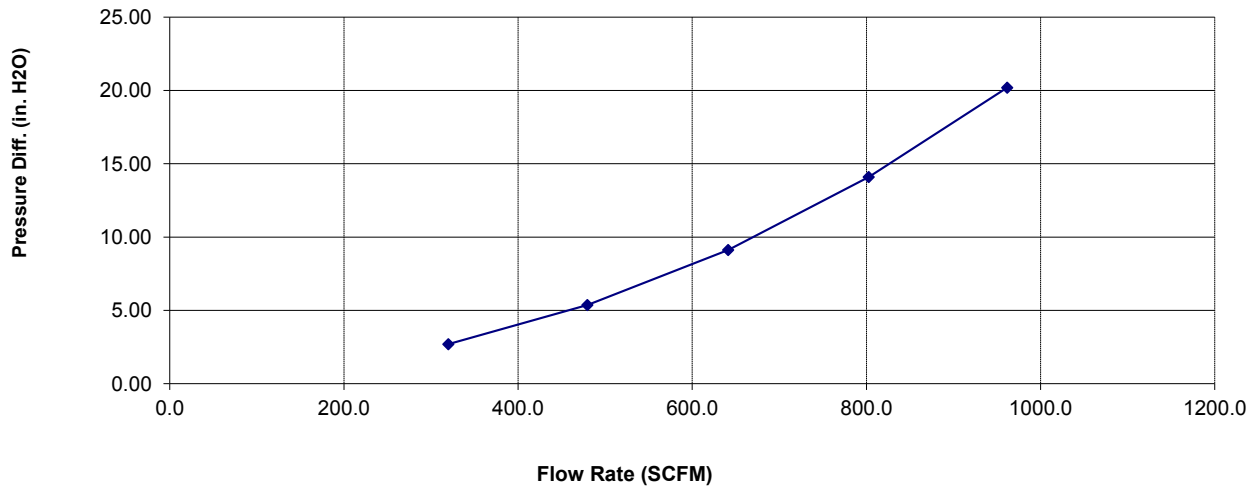
Test Description: 75-5092 PRODUCTION KIT, NO SENSORS, NO CCV, PLUG INSTALLED, KF-1053D

Test Conditions

Barometric Pressure: 28.93039 in. Hg
Air Flow Type: SCFM
Number of Pleats:
Flow Direction:

Relative Humidity: 47 %
Temperature: 68 deg. F
Pleat Depth: in.

Air Flow Curve



Air Flow Curve Data

| <u>Flow Rate</u> | <u>Differential Pressure</u> |
|------------------|------------------------------|
| 320 | 2.70 |
| 480 | 5.37 |
| 641 | 9.12 |
| 803 | 14.10 |
| 962 | 20.20 |

Air Filter Restriction Test Report

Test #: 432
Sample #: 24
Filter #: KF-1053D
Housing #: 75-5092
Date Code:

Operator: SD
Report Date: 4/24/2017
Filter Mfg.:
Housing Mfg.:



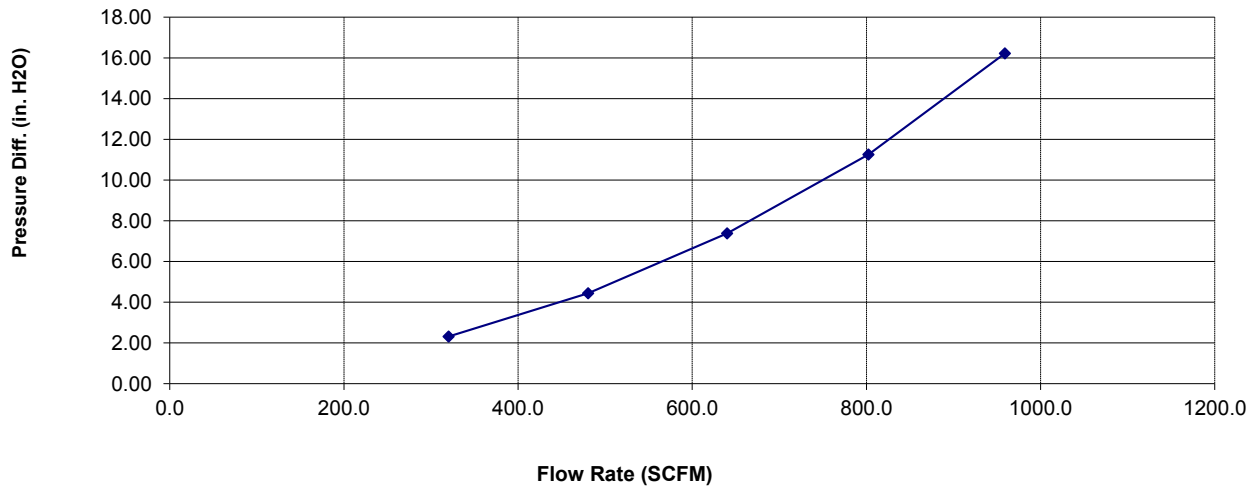
Test Description: 75-5092 PRODUCTION KIT, NO SENSORS, NO CCV, PLUG REMOVED, KF-1053D

Test Conditions

Barometric Pressure: 28.92885 in. Hg
Air Flow Type: SCFM
Number of Pleats:
Flow Direction:

Relative Humidity: 47 %
Temperature: 68 deg. F
Pleat Depth: in.

Air Flow Curve



Air Flow Curve Data

| <u>Flow Rate</u> | <u>Differential Pressure</u> |
|------------------|------------------------------|
| 320 | 2.32 |
| 481 | 4.45 |
| 640 | 7.39 |
| 802 | 11.26 |
| 959 | 16.22 |








DANGER

SAFETY WARNINGS
REQUIRED
BEFORE USE

PELIGRO

AL SEGUIR
LOS PASOS
DE INSTRUCCIONES
DE SEGURIDAD
ANTES DE
USAR EL
DISPOSITIVO







AL1266E-00

CAUTION



DANGER
PELIGRO



AL1264B-00



AL12G4B-00



DANGER
SAFETY GLASSES
MUST BE WORN AT ALL
TIMES

PELIGRO
SEMPRE USAR
OCULOS DE PROTECCION
EN CUALQUIER MOMENTO