



Automotive & Powersports THE FACTS ABOUT YOUR INTAKE & AIR

ISO 5011 Tested to Make Sure You Maximize Airflow While Still Protecting Your Engine.

Part Number: 76-1004-1
Description: Performance Intake Elbow
Vehicle Applications: 2003 - 2007 Dodge Ram 2500 3500 5.9L Diesel

Test Date: 09/28/17
Test Report #: 1, 2, 3, 4, 5, 6

TECHNICAL BULLETIN

There is a lot of misinformation in the marketplace. S&B publishes specific test results for each of our intakes & filters as shown below, so you can make an informed decision. Remember, improving your airflow is only good if your engine is still protected. That's the S&B difference!

FACT: S&B Flows 43.61% Better than Stock

In tests performed in our climate controlled laboratory according to the ISO5011 Test Standard, S&B's Intake Elbow had significantly lower restriction (better airflow) than the stock intake elbow and competitors. See the graph on the next page.

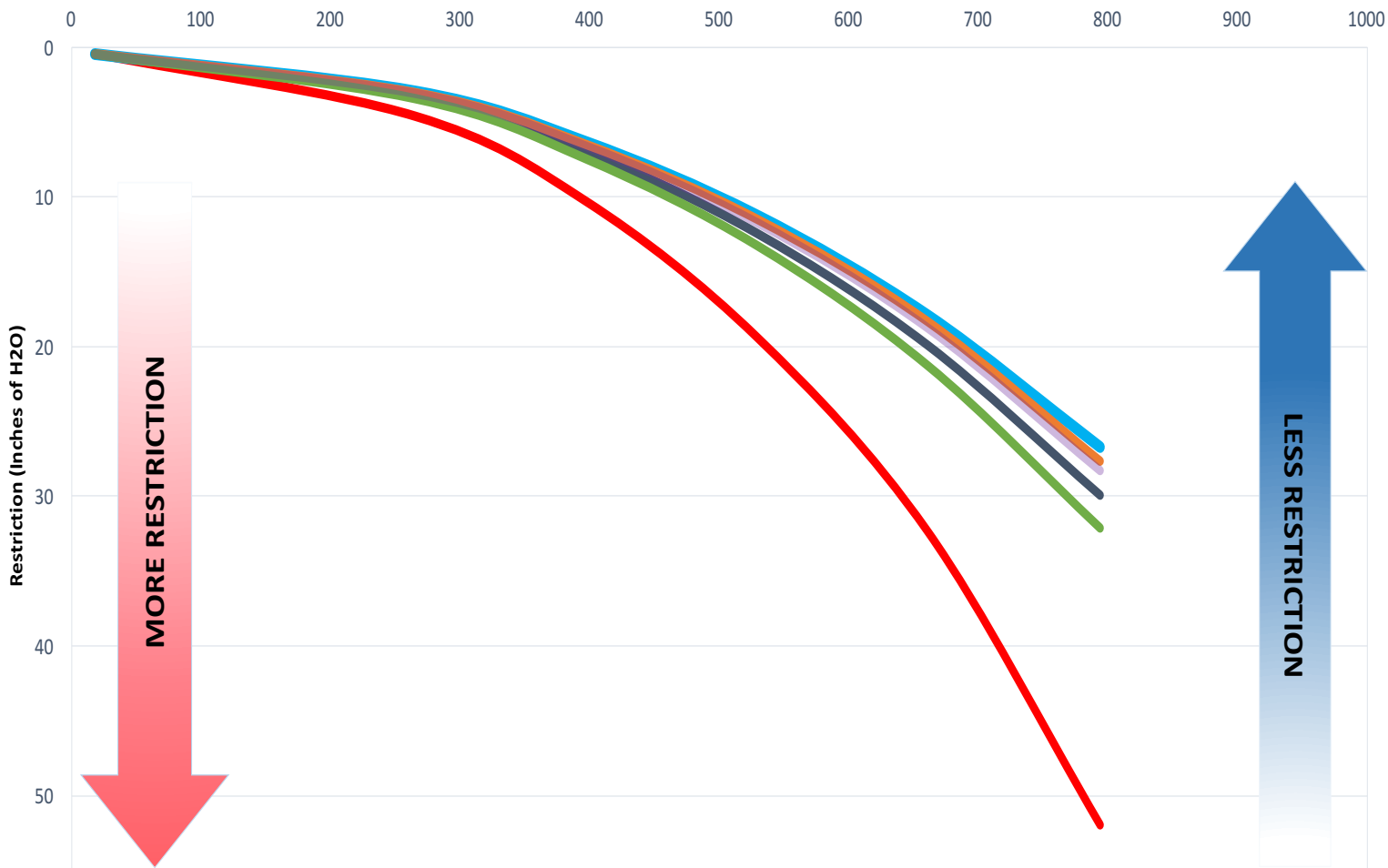
| Part Number | Company | % Flowed Better than Stock (tested @ 529 cfm) |
|--------------|------------------------|--|
| 76-1004-1 | S&B Filters | 41.97% |
| 46-10011 | aFe Power | 35.88% |
| 42765 | Banks Power | 40.73% |
| INT-D-24CR06 | ATS Diesel Performance | 31.54% |
| 1041555 | BD Diesel Performance | 39.44% |

TEST CONDITIONS

| | |
|---------------------|---------|
| Barometric Pressure | 28.98 |
| Airflow Setpoint | 529 cfm |
| Relative Humidity | 50 |
| Temperature | 70.2F |

Air Flow vs Restriction

Airflow CFM



MORE RESTRICTION

LESS RESTRICTION

Stock S&B Filters aFe Power Banks Power ATS Diesel Performance BD Diesel Performance

Air Filter Restriction Test Report

Test #: 410
Sample #: 1
Filter #:
Housing #:
Date Code:

Operator: SD
Report Date: 9/28/2017
Filter Mfg.:
Housing Mfg.:



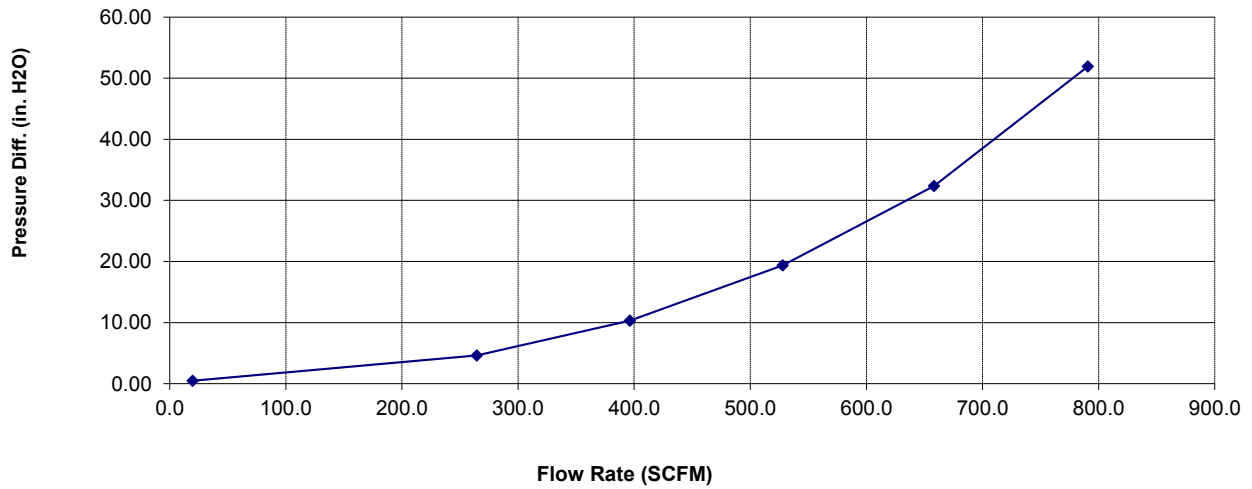
Test Description: STOCK INTAKE ELBOW 3957017, OE HEATER GRID, OE MANIFOLD, OE BOOST TUBE WITH VENTURI

Test Conditions

Barometric Pressure: 28.69356 in. Hg
Air Flow Type: SCFM
Number of Pleats:
Flow Direction:

Relative Humidity: 48 %
Temperature: 70 deg. F
Pleat Depth: in.

Air Flow Curve



Air Flow Curve Data

| <u>Flow Rate</u> | <u>Differential Pressure</u> |
|------------------|------------------------------|
| 20 | 0.48 |
| 265 | 4.62 |
| 396 | 10.30 |
| 528 | 19.37 |
| 658 | 32.36 |
| 791 | 51.94 |

Air Filter Restriction Test Report

Test #: 410
Sample #: 2
Filter #:
Housing #:
Date Code:

Operator: SD
Report Date: 9/28/2017
Filter Mfg.:
Housing Mfg.:



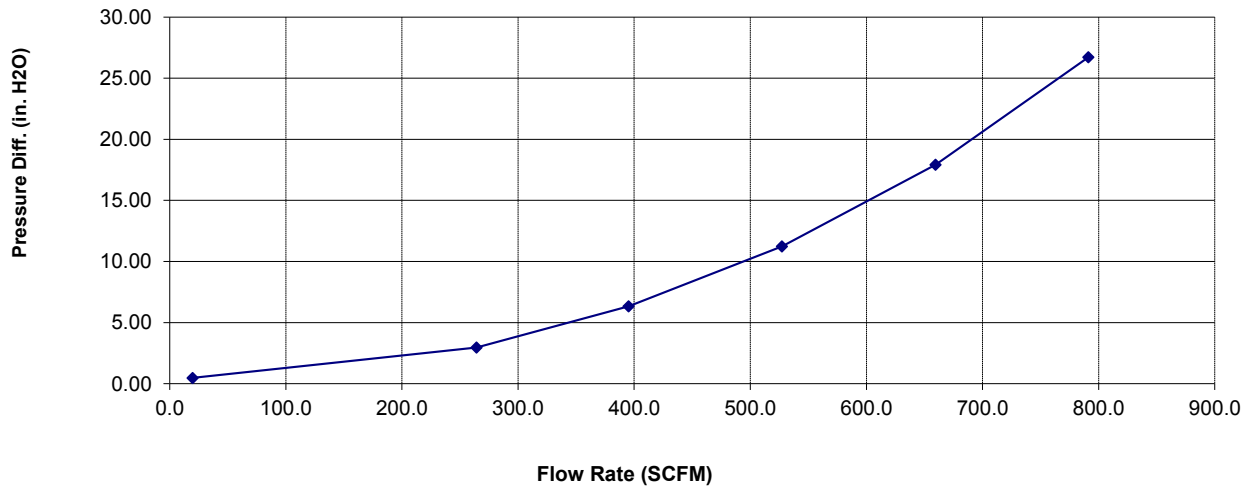
Test Description: S&B 76-1004-1, OE HEATER GRID, OE MANIFOLD, OE BOOST TUBE WITH VENTURI

Test Conditions

Barometric Pressure: 28.69932 in. Hg
Air Flow Type: SCFM
Number of Pleats:
Flow Direction:

Relative Humidity: 48 %
Temperature: 70 deg. F
Pleat Depth: in.

Air Flow Curve



Air Flow Curve Data

| <u>Flow Rate</u> | <u>Differential Pressure</u> |
|------------------|------------------------------|
| 20 | 0.48 |
| 264 | 2.97 |
| 395 | 6.34 |
| 527 | 11.24 |
| 660 | 17.92 |
| 791 | 26.72 |

Air Filter Restriction Test Report

Test #: 410
Sample #: 3
Filter #:
Housing #:
Date Code:

Operator: SD
Report Date: 9/28/2017
Filter Mfg.:
Housing Mfg.:



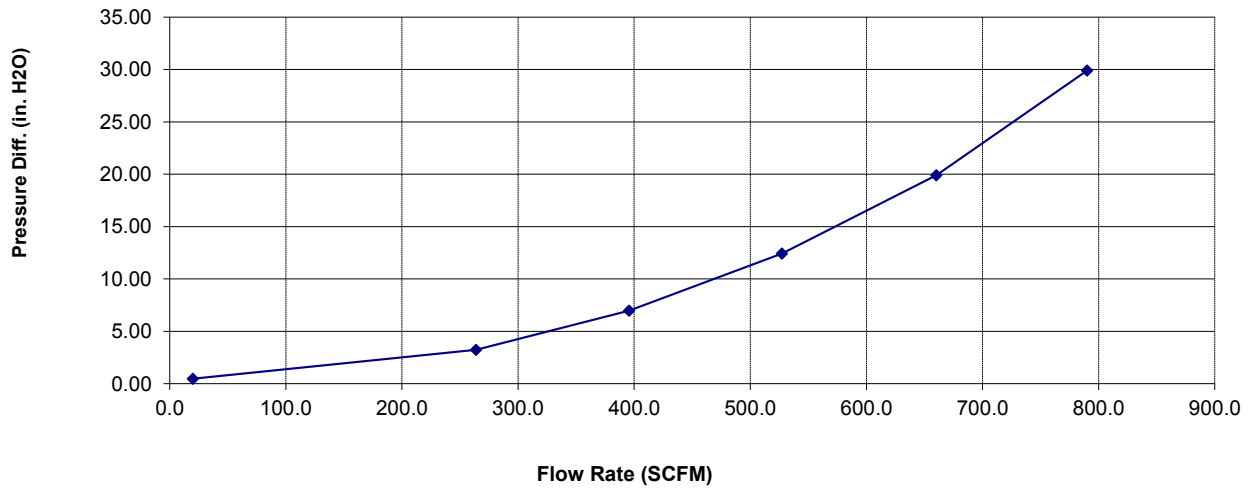
Test Description: AFE 46-10011, OE HEATER GRID, OE MANIFOLD, OE BOOST TUBE WITH VENTURI

Test Conditions

Barometric Pressure: 28.71493 in. Hg
Air Flow Type: SCFM
Number of Pleats:
Flow Direction:

Relative Humidity: 49 %
Temperature: 70 deg. F
Pleat Depth: in.

Air Flow Curve



Air Flow Curve Data

| <u>Flow Rate</u> | <u>Differential Pressure</u> |
|------------------|------------------------------|
| 20 | 0.47 |
| 264 | 3.23 |
| 396 | 6.97 |
| 527 | 12.42 |
| 660 | 19.90 |
| 790 | 29.90 |

Air Filter Restriction Test Report

Test #: 410
Sample #: 4
Filter #:
Housing #:
Date Code:

Operator: SD
Report Date: 9/28/2017
Filter Mfg.:
Housing Mfg.:



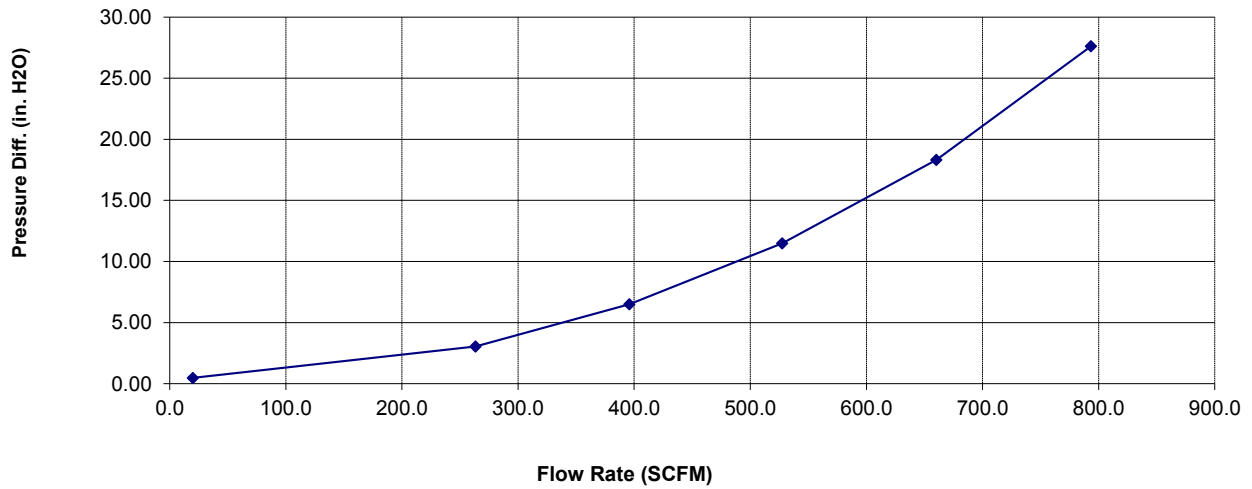
Test Description: BANKS 42765, OE HEATER GRID, OE MANIFOLD, OE BOOST TUBE WITH VENTURI

Test Conditions

Barometric Pressure: 28.69369 in. Hg
Air Flow Type: SCFM
Number of Pleats:
Flow Direction:

Relative Humidity: 48 %
Temperature: 68 deg. F
Pleat Depth: in.

Air Flow Curve



Air Flow Curve Data

| <u>Flow Rate</u> | <u>Differential Pressure</u> |
|------------------|------------------------------|
| 20 | 0.48 |
| 263 | 3.05 |
| 396 | 6.50 |
| 527 | 11.48 |
| 660 | 18.32 |
| 794 | 27.62 |

Air Filter Restriction Test Report

Test #: 410
Sample #: 5
Filter #:
Housing #:
Date Code:

Operator: SD
Report Date: 9/28/2017
Filter Mfg.:
Housing Mfg.:



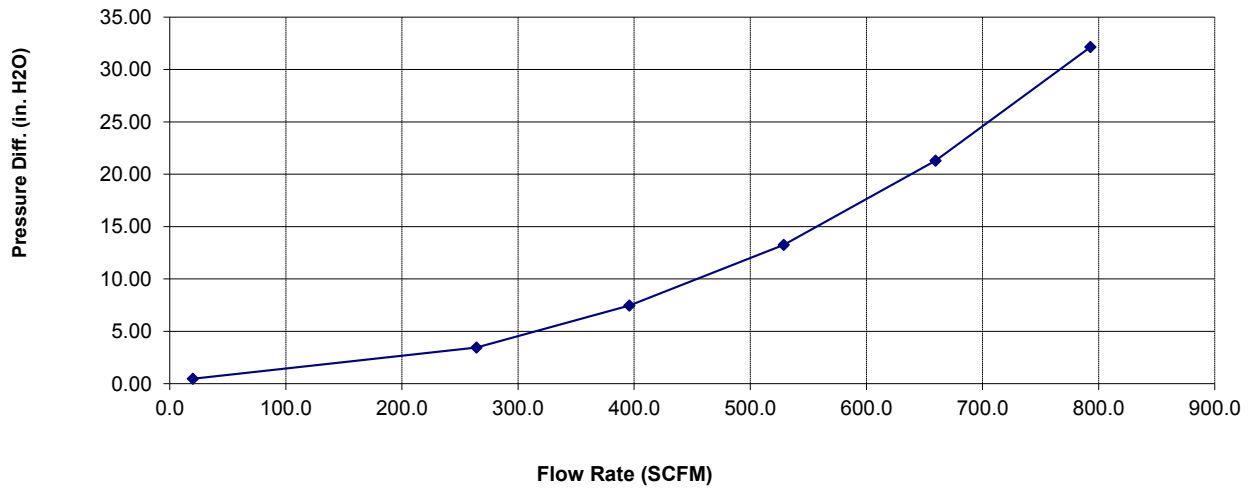
Test Description: ATS INT-D-24CR06, OE HEATER GRID, OE MANIFOLD, OE BOOST TUBE WITH VENTURI

Test Conditions

Barometric Pressure: 28.70876 in. Hg
Air Flow Type: SCFM
Number of Pleats:
Flow Direction:

Relative Humidity: 49 %
Temperature: 69 deg. F
Pleat Depth: in.

Air Flow Curve



Air Flow Curve Data

| <u>Flow Rate</u> | <u>Differential Pressure</u> |
|------------------|------------------------------|
| 20 | 0.47 |
| 264 | 3.45 |
| 396 | 7.47 |
| 529 | 13.26 |
| 660 | 21.30 |
| 793 | 32.15 |

Air Filter Restriction Test Report

Test #: 410
Sample #: 6
Filter #:
Housing #:
Date Code:

Operator: SD
Report Date: 9/28/2017
Filter Mfg.:
Housing Mfg.:



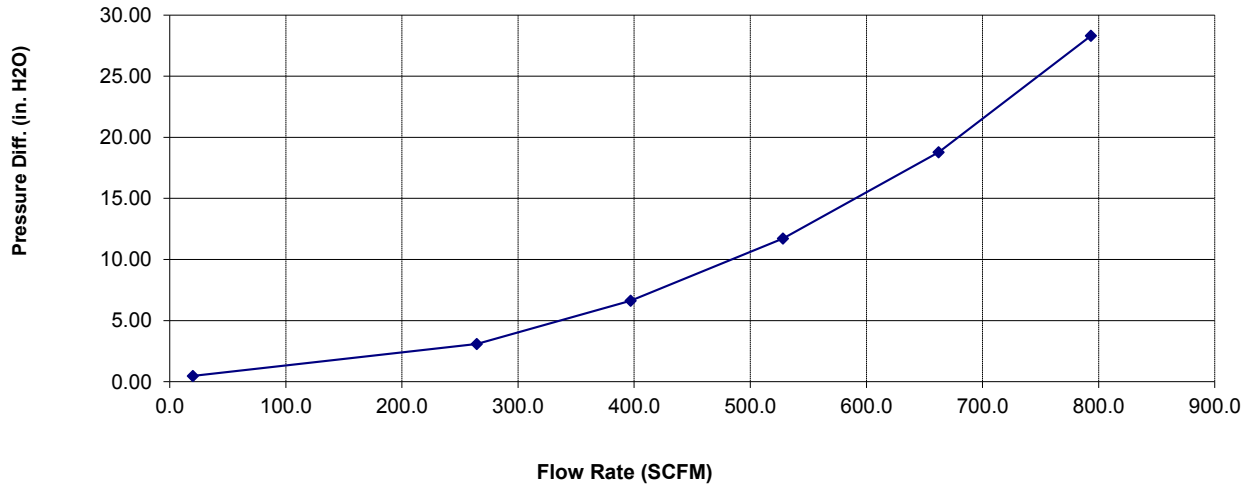
Test Description: BD 1041555, OE HEATER GRID, OE MANIFOLD, OE BOOST TUBE WITH VENTURI

Test Conditions

Barometric Pressure: 28.69807 in. Hg
Air Flow Type: SCFM
Number of Pleats:
Flow Direction:

Relative Humidity: 48 %
Temperature: 70 deg. F
Pleat Depth: in.

Air Flow Curve



Air Flow Curve Data

| <u>Flow Rate</u> | <u>Differential Pressure</u> |
|------------------|------------------------------|
| 20 | 0.47 |
| 264 | 3.09 |
| 397 | 6.62 |
| 528 | 11.73 |
| 662 | 18.78 |
| 793 | 28.31 |











